

SERVICE STATISTIC REVIEW AND OBSERVATION FROM SCIC

20 JANUARY 2025

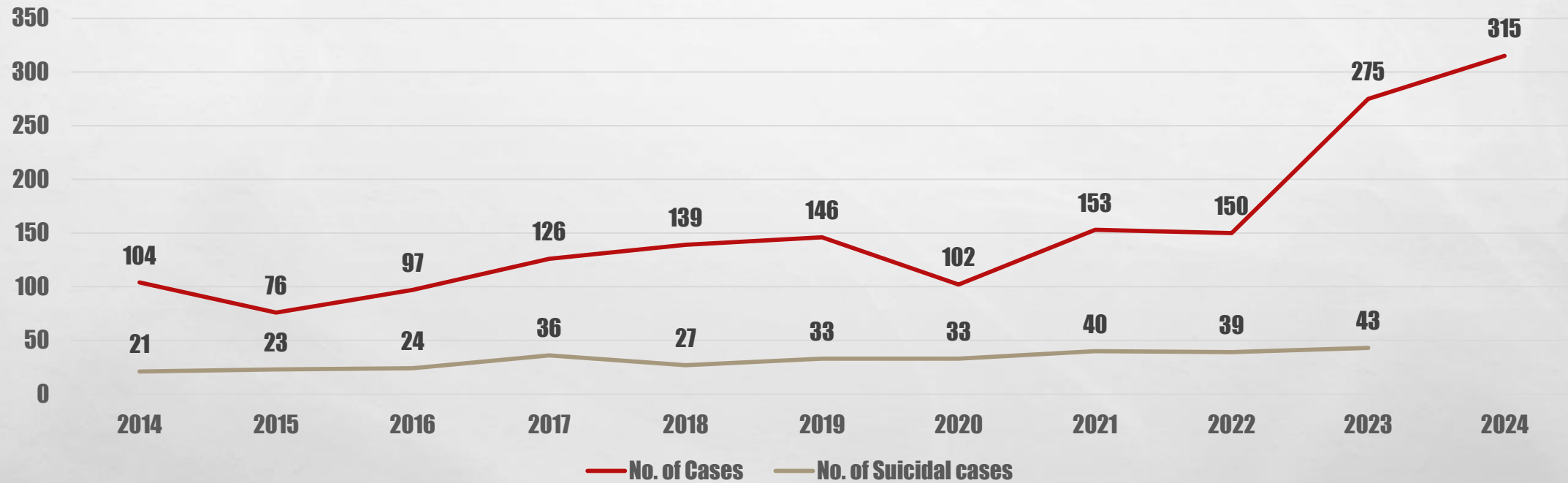


The Samaritan Befrienders Hong Kong
香港撒瑪利亞防止自殺會

Listen · Company · Care · Grow 聆聽 · 同行 · 關愛 · 成長



NO. OF SCIC CASES VS COMMITTED SUICIDE CASES UNDER AGE19



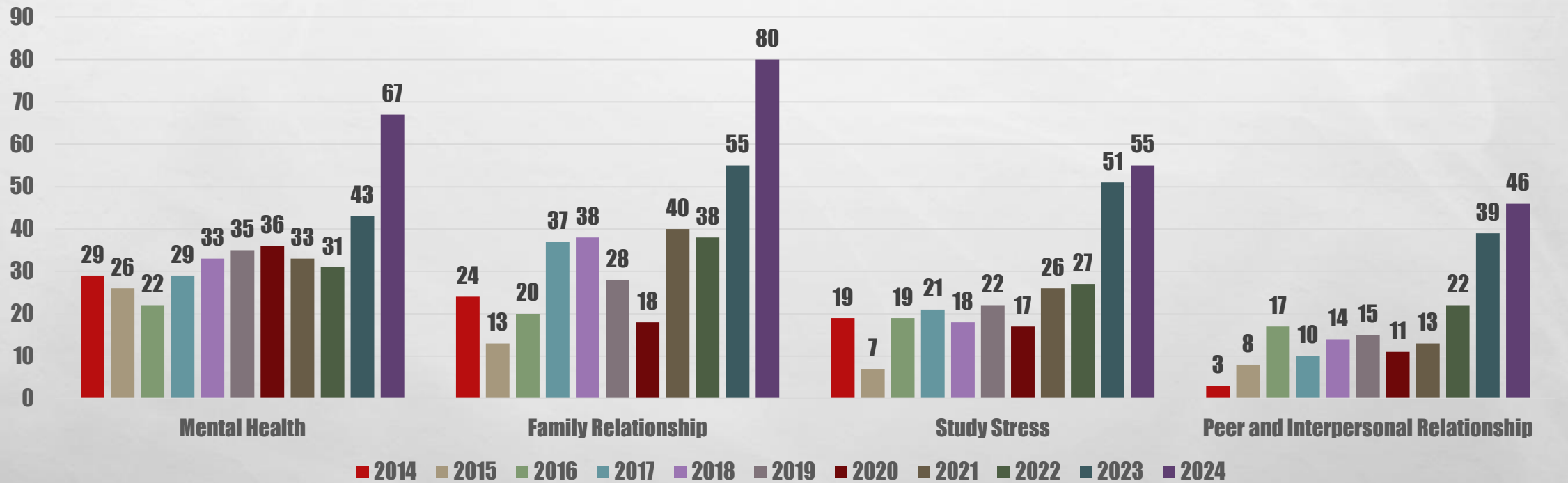
TOP FOUR REASONS FOR SUICIDES (2014-2024)

A SUMMARY OF THE TOP FOUR REASONS CONTRIBUTING TO SUICIDES OVER THE YEARS:

- **MENTAL HEALTH**
- **FAMILY RELATIONSHIP**
- **STUDY STRESS**
- **PEER AND INTERPERSONAL RELATIONSHIP**

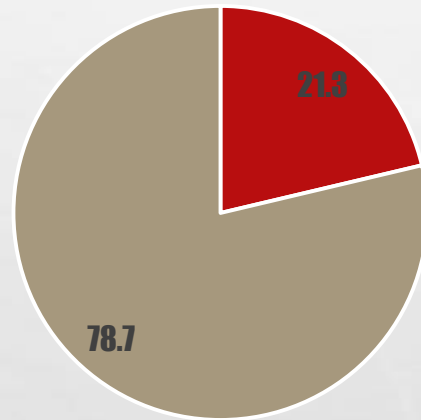
BREAKDOWN OF TOP REASONS (2014-2024)

圖表標題



TOTAL NO. OF CASES

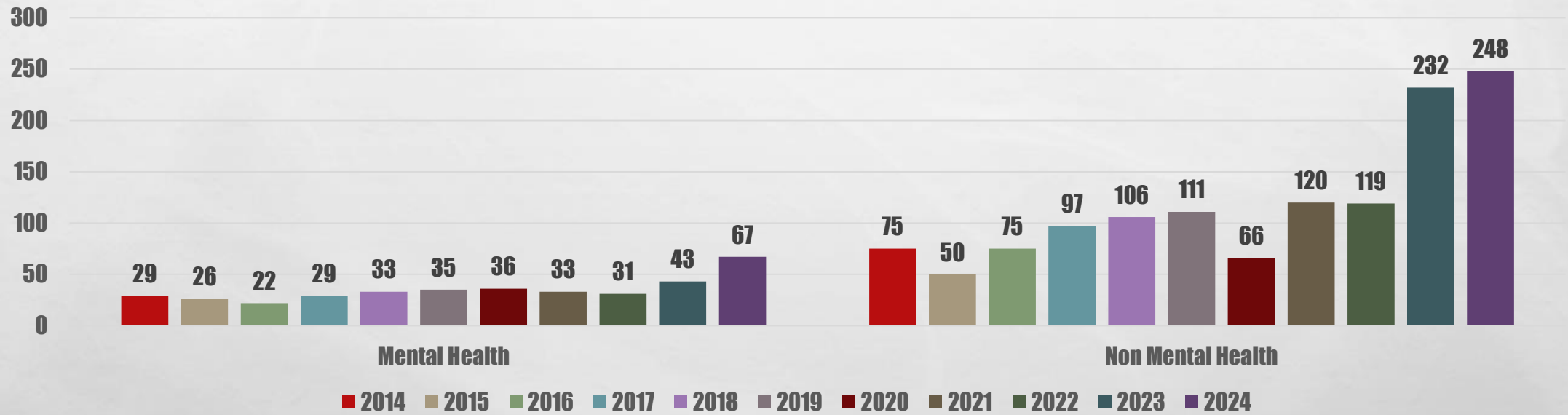
Mental Health vs Non Mental Health



2014-2024 total No. of Cases : 1683

■ Mental Health ■ Non Mental Health

圖表標題



KEY TRENDS OBSERVED

- **MENTAL HEALTH: CONTINUES TO BE THE LEADING CAUSE, WITH A SIGNIFICANT RISE IN 2024.**
- **FAMILY RELATIONSHIPS: FLUCTUATED BUT SAW A PEAK IN 2024.**
- **STUDY STRESS: NOTABLE INCREASE IN RECENT YEARS, ESPECIALLY IN 2023 AND 2024.**
- **PEER RELATIONSHIPS: CONSISTENT PRESENCE, INDICATING ONGOING SOCIAL CHALLENGES.**

KEY OBSERVATIONS: TRENDS IN MENTAL HEALTH AND NON-MENTAL HEALTH CASES

- **MENTAL HEALTH CASES: SHOW A SIGNIFICANT UPWARD TREND, INCREASING RISING 43% FROM 29 CASES IN 2014 TO 67 CASES IN 2024.**
- **NON-MENTAL HEALTH CASES: ALTHOUGH THERE ARE FLUCTUATIONS, THIS CATEGORY HAS SEEN A DRAMATIC INCREASE, PARTICULARLY IN 2023 AND 2024, RISING 30% FROM 75 CASES IN 2014 TO 248 CASES IN 2024.**
- **PROPORTION SHIFT: THE PROPORTION OF MENTAL HEALTH CASES IS INCREASING, BUT NON-MENTAL HEALTH CASES STILL REPRESENT A LARGER SHARE OF TOTAL CASES.**

YOUNGER DEMOGRAPHIC TREND 低齡化

少年共「惜」計劃推行數月 681名小學生參與評估

